



KITCHEN WORKS is registered trademark of Kitchen Works Co. Ltd.

Project: _____

Item: _____

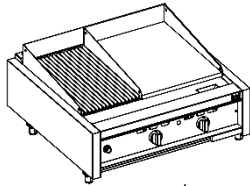
Quantity: _____

Grill/Griddle Range Series

Model GTGL/G27



GTGL/G27+C8



GTGL/G27

Standard Features:

- Construction in AISI 304 stainless steel on front, side and adjustable feet
- Stainless steel tubular burners controlled by individual hi-lo valves
- Flame failure protection for all burners
- Electric spark ignition on all pilots
- Stainless steel drip tray positioned under open burners
- Unit comes with external stainless steel GN 1/1 35mm D grease collector
- Suitable for Towngas, LPG and natural gas

Grill Features:

- Ceramic tubes heat up quickly and evenly
- Cast iron broilers grates with back and sided splashes
- Cooking surface: 300 x 500 mm (D)

Griddle Features:

- 20mm thick polished steel griddle plate with back and side splashes
- Cooking surface: 400 x 500 mm (D)

NOTE: Please specify gas type when ordering.

Stainless Steel Accessories



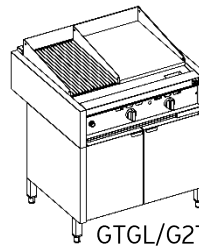
- F1: stainless steel front working rail
124 x 200 mm (H)
- 400 600 800 1200
- Custom made _____ mm (W)



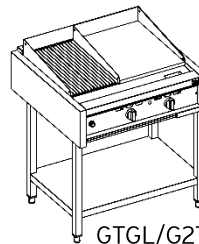
- C8: stainless steel base cabinet
800 x 580 x 620 mm (H)



- S8: stainless steel stand w/ bottom shelf
800 x 530 x 620 mm (H)



GTGL/G27+C8



GTGL/G27+S8

KWS/GGLRS/SS/202002



KITCHEN WORKS is registered trademark of Kitchen Works Co. Ltd.

Grill/Griddle Range Series

Specifications	GTGL/G27
Type	Countertop
Burner Rate (kW/BTU)	2 x 7 (2 x 24,500)
Gas Inlet Size	Ø20mm (3/4") N.P.T.
Net Weight (kg)	111
Dimensions (mm)	800 W 750 D 280 H
	<p>The technical drawings show the following dimensions:</p> <ul style="list-style-type: none"> Front View: Total width 850mm, burner area width 305mm, griddle area width 405mm, total depth 750mm, griddle depth 510mm, and front panel height 172mm. A gas inlet labeled "Ø20mm (3/4") N.P.T. gas inlet" is shown at the bottom center. Side View: Total width 720mm, total height 100mm, and front panel height 230mm. Top View: Total width 750mm, burner area width 510mm, and front panel height 280mm. A gas inlet labeled "Ø20mm (3/4") N.P.T. gas inlet" is shown at the front center.

KWS/GGLRS/SS/202002